



2018 – Tariff Criteria (effective 1 January 2018)

01.12.17



TABLE OF CONTENTS

1.	INTRODUCTION.....	3
2.	DEFAULT NETWORK TARIFFS FOR NEW CONNECTIONS:	4
2.1.	LVS1R - Low voltage small 1 rate (Open):	4
2.2.	RESKW1R - Seasonal Demand Anytime Energy Residential (Open):	4
2.3.	LVM1R - Low voltage medium 1 rate (Open):	4
2.4.	LVMKWTOU - Small Business Demand (Open):.....	5
2.5.	LVMKW1R - Small Business Demand (Open from 1st Jan 2017):.....	5
2.6.	LVDED - Dedicated circuit (Open):	6
2.7.	TOD - Time of Day (Open):	6
2.8.	TOD9 - Time of Day off peak starts at 9pm (Open):	6
2.9.	TODFLEX: Time of Day Flexible (Open):	7
2.10.	TOU - Time of Use (Open):	7
2.11.	LVkVATOU - Low voltage large kVA time of use (Open):	8
2.12.	HVkVATOU - High voltage kVA time of use (Open):	8
2.13.	UNMET – Unmetered supplies (Open):	9
3.	NETWORK OPTIONS FOR NEWLY CONNECTING CUSTOMERS.....	10
3.1.	Small customers <20MWh pa.....	10
3.2.	Medium customers >20MWh pa and <400MWh per annum	11
4.	TARIFF REASSIGNMENT FOR EXISTING CUSTOMERS.....	13
5.	JURISDICTIONAL SCHEME: FEED IN TARIFF SCHEMES.....	14
6.	NETWORK TARIFFS CLOSED TO NEW CONNECTIONS (ONLY AVAILABLE TO EXISTING PREMISES CURRENTLY SUPPLIED UNDER THESE TARIFFS):	15
6.1.	LVS2R - Low voltage small 2 rate (closed)	15
6.2.	WET2Step - Winter Energy Tariff (closed)	15
6.3.	LVM2R5D - Low voltage medium 2 rate 5 day (closed).....	15
6.4.	LVM2R7D - Low voltage medium 2 rate 7 day (closed).....	16
6.5.	LVkWTOU - Low voltage KW time of use (closed)	16
6.6.	LVkWTOUH - Low voltage KW time of use – HOT (closed).....	16
6.7.	LVL1R - Low voltage large 1 rate (closed)	16
6.8.	LVL2R - Low voltage large 2 rate (closed)	16
6.9.	LVkVATOUH - Low voltage large kVA time of use – HOT (closed).....	17
6.10.	HVkVATOUH - High voltage kVA time of use – HOT (closed)	17
6.11.	SubTkVATOU - Subtransmission KVA time of use (closed)	17
7.	TARIFF DECISION TREE ON OPEN TARIFFS.....	18



1. Introduction

The purpose of this document is to provide a brief description of the current (open) and sunset (closed) tariffs. Each tariff has been nominated as open or closed.

Current (open) tariffs are available to new and existing installations while sunset (closed) tariffs are only available to existing premises currently supplied under these tariffs.



2. Default Network Tariffs for New Connections:

2.1. LVS1R - Low voltage small 1 rate (Open)

- This tariff is available to new connections.
- Tariff only available for residential customers
- Customers must consume <20 MWh/pa.
- Includes a summer and non-summer peak energy charge.
- Customers can make savings by reducing their energy consumption during summer months. Usage during non-summer is cheaper.
- Summer is defined as 1 November to 31 March.
- Tariff re-assignment rules apply as per section 4 of this document and 8.3 of the 2018 UE Pricing Proposal.

2.2. RESKW1R - Seasonal Demand Anytime Energy Residential (Open)

- Tariff only available for residential customers
- Customers must consume < 20MWh/pa.
- Available to customers with a single AMI or MRIM interval meter
- No standing charge.
- Summer demand charge (1st December to 31st March) based on monthly maximum demand between 3pm and 9pm local time on work days.
- Non-summer demand charge (1st April to 30th November) based on monthly maximum demand occurring between 3pm and 9pm local time on work days.
- Demand is measured at maximum kW value.
- Minimum monthly chargeable demand of 1.5KW.
- Flat energy rate applies for all periods.
- Fully cost reflective demand based tariff available on an opt-in basis.
- Tariff re-assignment rules apply as per section 4 of this document and 8.3 of the 2018 UE Pricing Proposal.

2.3. LVM1R - Low voltage medium 1 rate (Open)

- This tariff is available to new connections.
- Customers with one AMI or MRIM type meters must consume between 20 and 40 MWh/pa.
- Customers without AMI or MRIM type meters (i.e. basic meters) as well as those with more than one AMI or MRIM type meters, must consume between 20 and 400 MWh/pa.
- Includes a summer and non-summer peak energy charge.
- Customers can make savings by reducing their energy consumption during summer months. Usage during non-summer is cheaper.



- Summer is defined as 1 November to 31 March.
- Tariff re-assignment rules apply as per section 4 of this document and 8.3 of the 2018 UE Pricing Proposal.

2.4. LVMKWTOU - Small Business Demand (Open)

- Customers must consume between 20 and 400 MWh/pa.
- Requires an interval meter (i.e. AMI enabled, MRIM or Comms style).
- Not available to customers with more than one AMI or MRIM type meters.
- No standing charge.
- Summer demand charge (1st December to 31st March) based on monthly maximum demand between 10am and 6pm local time on workdays.
- Non-summer demand charge (1st April to 30th November) based on monthly maximum demand occurring between 10am and 6pm local time on workdays.
- Demand is measured at maximum kW value.
- Minimum monthly chargeable demand of 1.5kW.
- Flat energy rate applies for all periods.
- Fully cost reflective demand based tariff available on an opt-in basis.
- Tariff re-assignment rules apply as per section 4 of this document and 8.3 of the 2018 UE Pricing Proposal.

2.5. LVMKW1R - Small Business Demand (Open from 1st Jan 2017)

- Customers must consume between 20 and 400 MWh/pa.
- Requires an interval meter (i.e. AMI enabled, MRIM or Comms style).
- Not available to customers with more than one AMI or MRIM type meters.
- Available from 1st Jan 2017.
- No standing charge.
- Summer demand charge (1st December to 31st March) based on monthly maximum demand between 10am and 6pm local time on workdays.
- Non-summer demand charge (1st April to 30th November) based on monthly maximum demand occurring between 10am and 6pm local time on workdays.
- Demand is measured at maximum kW value.
- Minimum monthly chargeable demand of 1.5kW.
- Flat energy rate applies for all periods.
- United Energy will transition eligible customers to LVMKW1R from 1st Jan 2017 as per section 4.3.2 and section 8.4 of the 2017 UE Tariff Proposal.
- Tariff re-assignment rules apply as per section 4 of this document and 8.3 of the 2018 UE Pricing Proposal.



2.6. LVDED - Dedicated circuit (Open)

- This tariff is only available in conjunction with the LVS1R and LVM1R tariffs for new connections.
- Tariff not available for re-assignments
- Customer must have a dedicated circuit connected to a controlled electric hot water service and/or storage space heating.
- Requires a separately metered dedicated circuit controlled by UE by means of time switch or other means.
- Is a dedicated off-peak charge that applies for a maximum of 7 hours during the off-peak period.
- The Off-Peak period is 11pm to 7am local time.
- All controlled load is controlled by the meter. Note, if there are any controlled load boosts during peak periods, these will be charged the peak tariff rate.
- This tariff is not available to new customers with embedded generation or existing customers that install embedded generation.

2.7. TOD - Time of Day (Open)

- Customers must consume <20MWh/pa.
- Requires an interval meter.
- Includes a seasonal peak energy charge. Customers can make savings by reducing their energy consumption during the peak periods (3pm-11pm local time workdays).
- Non-Summer Peak energy charge is lower than Summer Peak energy charge to encourage heating usage.
- Includes a seasonal shoulder energy charge. Customers can make savings by reducing their energy consumption during the shoulder periods (7am-3pm local time workdays).
- Non-Summer shoulder energy charge is lower than Summer Shoulder energy charge to encourage heating usage.
- Off-peak energy is all day weekends and public holidays and 11pm to 7am local time workdays. Usage during off-peak times is cheaper than peak times.
- Includes a daily Standing Charge.
- Tariff re-assignment rules apply as per section 4 of this document and 8.3 of the 2018 UE Pricing Proposal.
- Summer is defined as 1 November to 31 March.

2.8. TOD9 - Time of Day off peak starts at 9pm (Open)

- Customers must consume <20MWh/pa.
- Requires an interval meter.
- Includes a seasonal peak energy charge. Customers can make savings by reducing their energy consumption during the peak periods (3pm-9pm local time workdays).



- Non-Summer Peak energy charge is lower than Summer Peak energy charge to encourage heating usage.
- Includes a seasonal shoulder energy charge. Customers can make savings by reducing their energy consumption during the shoulder periods (7am-3pm local time workdays).
- Non-Summer shoulder energy charge is lower than Summer Shoulder energy charge to encourage heating usage.
- Off-peak energy is all day weekends and public holidays and 9pm to 7am local time workdays. Usage during off-peak times is cheaper than peak times.
- Includes a daily Standing Charge.
- Tariff re-assignment rules apply as per section 4 of this document and 8.3 of the 2018 UE Pricing Proposal.
- Summer is defined as 1 November to 31 March.

2.9. TODFLEX: Time of Day Flexible (Open)

- Customers must be Residential.
- Requires an AMI meter.
- Includes a seasonal peak energy charge. Customers can make savings by reducing their energy consumption during the peak periods. The peak energy period is between 3pm and 9pm local time workdays inclusive of public holidays on weekdays.
- Non-Summer Peak energy charge is lower than Summer Peak energy charge to encourage heating usage.
- Includes a seasonal shoulder energy charge. Customers can make savings by reducing their energy consumption during the shoulder periods. Shoulder energy is 7am-3pm and 9pm-10pm local time workdays including public holidays, and 7am-10pm local time on weekends.
- Non-Summer shoulder energy charge is lower than Summer Shoulder energy charge to encourage heating usage.
- Off-peak energy is 10pm to 7am local time workdays including public holidays and weekends. Usage during off-peak times is cheaper than peak times.
- Includes a daily Standing Charge.
- Tariff re-assignment rules apply as per section 4 of this document and 8.3 of the 2018 UE Pricing Proposal.
- Summer is defined as the commencement of daylight savings (early October) to the finish of daylight savings (early April).

2.10. TOU - Time of Use (Open)

- Customers must consume between 20 and 160MWh/pa.
- Requires an interval meter (i.e. AMI enabled, MRIM or Comms style)
- Not available to customers with more than one AMI or MRIM type meters.



- Includes a seasonal peak energy charge. Customers can make savings by reducing their energy consumption during the peak periods (7am-11pm local time workdays).
- Off-peak energy is all day weekends and public holidays and 11pm to 7am local time workdays. Usage during off-peak times is cheaper than peak times.
- Includes a Summer Demand Incentive Charge measured at maximum kW per billing period between 2pm and 7pm local time workdays in summer. This empowers customers to make savings by altering the time of use of their consumption away from 2pm to 7pm local time workdays in summer.
- Tariff re-assignment rules apply as per section 4 of this document and 8.3 of the 2018 UE Pricing Proposal.
- Summer is defined as 1 November to 31 March.

2.11. LVkVATOU - Low voltage large kVA time of use (Open)

- Only available to customers with Type 1-4 meters on low voltage connection
- Customers must be in "large" category (>400MWh and/or >150kVA).
- Must have an Interval meter measuring kW and kVar.
- Includes a seasonal peak energy charge. Customers can make savings by reducing their energy consumption during the peak periods (7am to 7pm local time workdays).
- Includes a Summer Demand Incentive Charge (measured as kVA at maximum kW per billing period). This empowers customers to make savings by altering the time of use of their consumption away from 3pm to 6pm local time workdays in summer.
- Off-peak energy is all day weekends and public holidays and 7pm to 7am local time workdays. Usage during off-peak times is cheaper than peak times.
- The peak rolling demand is 7am to 7pm local time workdays and is measured as kVA at maximum kW. The minimum rolling demand applicable is 150 kVA.
- Tariff re-assignment rules apply as per section 4 of this document and 8.3 of the 2018 UE Pricing Proposal.
- Summer is defined as 1 November to 31 March.

2.12. HVkVATOU - High voltage kVA time of use (Open)

- Only available to customers with Type 1-4 meters on high voltage connection
- Customers must be in "large" category (>400MWh and/or >1,150kVA).
- Must have an Interval meter measuring kW and kVar.
- Includes a seasonal peak energy charge. Customers can make savings by reducing their energy consumption during the peak periods (7am to 7pm local time workdays).
- Includes a Summer Demand Incentive Charge (measured as kVA at maximum kW per billing period). This empowers customers to make savings by altering the time of use of their consumption away from 3pm to 6pm local time workdays in summer.
- Off-peak energy is all day weekends and public holidays and 7pm to 7am local time workdays. Usage during off-peak times is cheaper than peak times.



- The peak rolling demand is 7am to 7pm local time workdays and is measured as kVA at maximum kW. The minimum rolling demand applicable is 1,150 kVA.
- Tariff re-assignment rules apply as per section 4 of this document and 8.3 of the 2018 UE Pricing Proposal.
- Summer is defined as 1 November to 31 March.

2.13. UNMET – Unmetered supplies (Open)

- Only available to unmetered supplies.
- Includes a summer and non-summer peak energy charge.
- Summer is defined as 1 November to 31 March.
- Peak energy occurs between 7am and 11pm on weekdays; including public holidays falling on weekdays.
- The Off-Peak period occurs between 11pm and 7am EST on weekdays, and all day on weekends.



3. Network options for newly connecting customers

3.1. Small customers <20MWh pa

For customers who use less than 20MWh per annum, the default and optional tariff combinations for new connections are detailed below.

All new connections and replacement meters will use an AMI interval meter.

Default and Tariff Options (Small Customers <20MWh pa)

	Default UE Network Tariff from 1 January 2018	Optional UE Network Tariff from 1 January 2018 if requested*
New connections (no solar)		
- Standard	LVS1R	TOD TOD9 TODFLEX RESKW1R
- Plus hot water and or slab	LVS1R + Ded	TOD TOD9 TODFLEX LVS1R
New Connections (Solar)		
- Standard	TOD9	TOD TODFLEX RESKW1R LVS1R
- Plus hot water and or slab	TOD9	TOD TODFLEX LVS1R

1

NB: Where a customer is not residential, a new connection must remain on the initial network tariff for a minimum of 12 consecutive months, unless there is a load or connection characteristic change...



3.2. Medium customers >20MWh pa and <400MWh per annum

For customers who use between 20-400 MWh per annum, the default and optional tariff combinations for new connections are detailed below:

Default Tariff Options (Medium Customers >20 - <40MWh pa)

	Default UE Network Tariff from 1 January 2018	Optional UE Network Tariff from 1 January 2018 if requested
New connections (no Solar)		
- Standard	LVM1R	TOU LVMKW1R LVMKWTOU
New Connections (Solar)		
- Standard	TOU	LVM1R LVMKW1R LVMKWTOU

Further information on the above tariffs and tariff eligibility is provided in the following section.

The TODFLEX tariff is applicable to residential customers only with an AMI meter. On occasion, a residential customer may consume greater than 20MWh. In these cases, these customers are deemed “medium” but can remain eligible for either tariff class.

Default Tariff Options (Medium Customers >40 - <160MWh pa)

	Default UE Network Tariff from 1 January 2018	Optional UE Network Tariff from 1 January 2018 if requested
New connections (no Solar)		
- Standard	LVMKW1R*	LVMKWTOU TOU LVM1R
New Connections (Solar)		
- Standard	LVMKW1R*	LVMKWTOU TOU LVM1R

*Customers may opt out of default new connection tariff by notifying their Retailer in accordance with the provisions of the AMI Tariffs Order amendment (12th September 2017). Customer electing to opt out must remain on the optional tariff for a minimum period of 12 months.



Default Tariff Options (Medium Customers >160 - <400MWh pa)

	Default UE Network Tariff from 1 January 2018	Optional UE Network Tariff from 1 January 2018 if requested
New connections (no Solar)		
- Standard	LVMKW1R	LVMKWTOU
New Connections (Solar)		
- Standard	LVMKW1R	LVMKWTOU



4. Tariff Reassignment for Existing Customers

Meter Type	<20MWh	>20MWh
Basic	LVS1R	LVM1R
Interval	LVS1R TOD TOD9	LVM1R TOU
AMI	LVS1R TOD TOD9 TODFLEX (residential only) RESKW1R	LVM1R TOU TODFLEX (residential only) LVMKWTOU / LVMKW1R
Solar	LVS1R TOD TOD9 TODFLEX (residential only with AMI enabled meter) RESKW1R	LVM1R TOU TODFLEX (residential only with AMI enabled meter) LVMKWTOU / LVMKW1R

NB: Where solar metering exists, customers may be on Feed in Schemes (PFIT). In these cases, a prefix of 'F' will precede the tariff e.g. TOU becomes FTOU.

UE's network tariffs contain summer and non-summer components. To avoid tariff arbitrage, an existing customer must remain on the assigned/ re-assigned network tariff for a minimum of 12 consecutive months unless there is a load or connection characteristic change.

Change of network tariff will be prospective.

It is important that customers speak to retailers to ensure they are well informed about retail and network tariff offerings.



5. Jurisdictional Scheme: Feed in Tariff schemes

The Victorian Government introduced a premium feed in tariff policy in November 2009. A premium feed in tariff (PFIT) was available to residential and commercial customers consuming less than 100 MWh/annum who installed up to 5 kW of solar panels and had net interval metering. However, upon reaching 100MW of installed solar capacity across Victoria in November 2011, the Minister declared the end of the scheme. As a replacement, the Government introduced the Transitional Feed in Tariff (TFIT). The TFIT scheme closed as at 31 December 2012, and there is no new Distributor administered scheme to replace PFIT/TFIT.

UE administers the rebates under the jurisdictional scheme and seeks to recover the cost of the PFIT/TFIT credits by recovering on a fixed rate per customer basis.

Scheme	Open	Closed	Scheme end	Feed in rate	Rebate Administered by
PFIT	1/11/2009	29/12/2011	1/11/2024	60 c/KWh	Distributor
TFIT	1/01/2012	31/12/2012	31/12/2016	25 c/KWh	Distributor
SFIT				8 c/KWh (Minimum)	Retailer funded



6. Network Tariffs Closed to New Connections (only available to existing premises currently supplied under these tariffs):

6.1. LVS2R - Low voltage small 2 rate (Closed)

- Customers must be residential.
- Two rate non-demand tariff.
- Peak energy measured between 7am and 11pm EST weekdays including public holidays falling on weekdays.
- Off-peak energy measured between 11pm and 7am EST weekdays (including public holidays falling on weekdays) and all day weekends.
- Includes a summer and non-summer peak energy charge.
- Summer is defined as 1 November to 31 March.
- Closed to New Connections.

6.2. WET2Step - Winter Energy Tariff (Closed)

- Customers must consume < 70 MWh or < 20 KVA per annum.
- Includes a summer and non-summer peak energy charge.
- Summer is defined as 1 November to 31 March.
- Non-summer peak energy is charged within the following blocks:

Step 1 <= 1,020kwh/Quarter

Step 2 > 1,020kwh/Quarter

- Closed to New Connections.

6.3. LVM2R5D - Low voltage medium 2 rate 5 day (Closed)

- Two rate non-demand tariff.
- Peak energy measured between 7am and 11pm EST weekdays including public holidays falling on weekdays.
- Off-peak energy measured between 11pm and 7am EST weekdays (including public holidays falling on weekdays) and all day weekends.
- Closed to New Connections.



6.4. LVM2R7D - Low voltage medium 2 rate 7 day (Closed)

- Two rate non-demand tariff.
- Peak energy measured between 7am and 11pm EST including weekends and public holidays.
- Off-peak energy measured between 11pm and 7am EST.
- Closed to New Connections.

6.5. LVkWTOU - Low voltage KW time of use (Closed)

- Customers must consume < 400 MWh or < 150 KVA per annum.
- Summer Demand (SDIC) measured between 3pm and 6pm local time weekdays excluding public holidays from 1 November to 31 March.
- Demand is measured at maximum kW value.
- Summer Peak Energy is energy consumed between 7am and 7pm local time weekdays excluding public holidays from 1 November to 31 March.
- Non-Summer Peak Energy is energy consumed between 7am and 7pm local time weekdays excluding public holidays from 1 April to 31 October.
- Off-Peak Energy is energy consumed from 7pm to 7am local time weekdays and all day weekends and public holidays.
- Closed to New Connections.

6.6. LVkWTOUH - Low voltage KW time of use – HOT (Closed)

- Same as tariff LVkWTOU except SDIC only applies to days when Melbourne's maximum temperature is forecast to be equal to or more than 30 deg C (Melbourne maximum daily temperature forecast in "The Age" on the day in question).
- Closed to New Connections.

6.7. LVL1R - Low voltage large 1 rate (Closed)

- One rate whether one or two registers or one or two meters.
- Closed to New Connections.

6.8. LVL2R - Low voltage large 2 rate (Closed)

- Two rate non-demand tariff.
- Peak energy measured between 7am and 11pm EST weekdays including public holidays falling on weekdays.
- Off-peak energy measured between 11pm and 7am EST weekdays and all day weekends.
- Closed to New Connections.



6.9. LVkVATOUH - Low voltage large kVA time of use – HOT (Closed)

- Same as tariff LVkVATOU except SDIC only applies to days when Melbourne's maximum temperature is forecast to be equal to or more than 30 deg C (Melbourne maximum daily temperature forecast in "The Age" on the day in question).
- Closed to New Connections.

6.10. HVkVATOUH - High voltage kVA time of use – HOT (Closed)

- Same as tariff HVkVATOU except SDIC only applies to days when Melbourne's maximum temperature is forecast to be equal to or more than 30 deg C (Melbourne maximum daily temperature forecast in "The Age" on the day in question).
- Closed to New Connections.

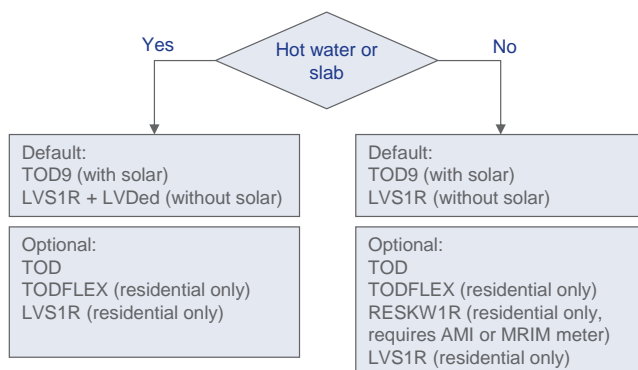
6.11. SubTkVATOU - Subtransmission KVA time of use (Closed)

- Customers must consume > 400 MWh or > 150 KVA per annum.
- Demand Tariff - Minimum chargeable rolling demand 11,100 KVA.
- Rolling Peak Demand measured between 7am to 7pm local time weekdays excluding public holidays.
- Summer Demand (SDIC) measured between 3pm and 6pm local time weekdays excluding public holidays from 1 November to 31 March.
- Summer Peak Energy is energy consumed between 7am and 7pm local time weekdays excluding public holidays from 1 November to 31 March.
- Non-Summer Peak Energy is energy consumed between 7am and 7pm local time weekdays excluding public holidays from 1 April to 31 October.
- Off-Peak Energy is energy consumed from 7pm to 7am local time weekdays and all day weekends and public holidays.
- Closed to New Connections.

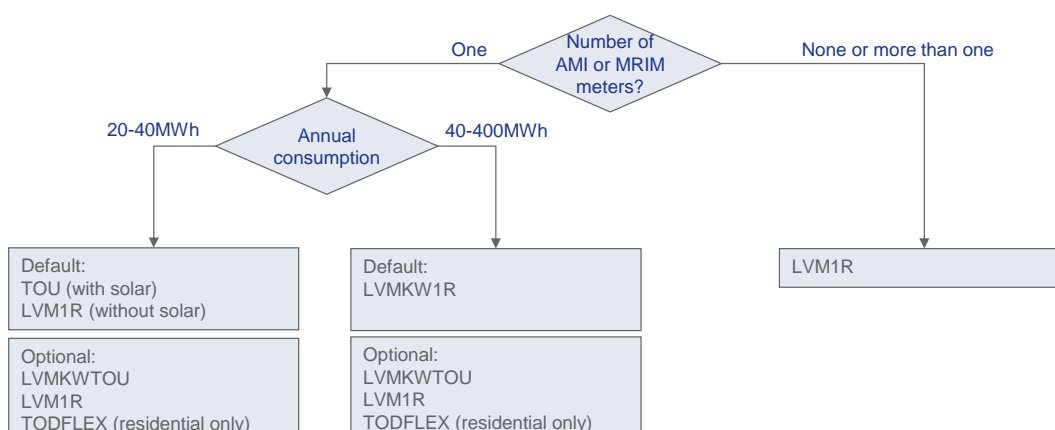


7. Tariff decision tree on open tariffs

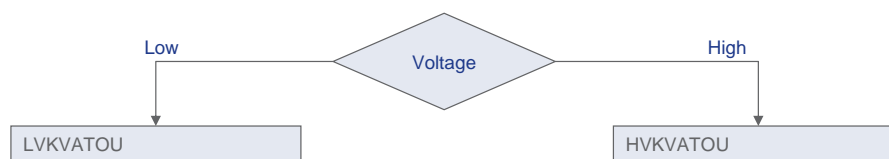
SMALL (0-20MWh per annum)



MEDIUM (20-400MWh/a and <150kVA)



LARGE (>400MWh/a or >150kVA)



Please refer to each individual tariff criteria for eligibility.